2018

WE ARE ALL STARS

STARS®

2016/17 YEAR IN REVIEW

>36,000 MISSIONS SINCE 1985

3,022 MISSIONS THIS YEAR

88 EMERGENCY CALLS A DAY

9 MISSIONS A DAY

4,200 REMOTE INDUSTRY SITES REGISTERED

6 BASES IN WESTERN CANADA

11 HELICOPTERS

2,775 MEDICAL PERSONNEL TRAINED

OUTREACH TO 161 COMMUNITIES IN 2016

41,328 DONORS AND THREE PROVINCIAL GOVERNMENTS MADE IT ALL POSSIBLE

THANK YOU!

For more information on STARS, please visit stars.ca

TIME – TOOLS - TALENT

Bringing critical care to the patient

TIME – TOOLS - TALENT

Bringing critical care to the patient

LEADING EDGE TECHNOLOGY

Bringing critical care to the patient

Hamilton T-1

Transport Ventilator

Adult / Pediatric / Neonatal

I-Stat Lab

Hemoglobin
Blood Gases
Electrolytes

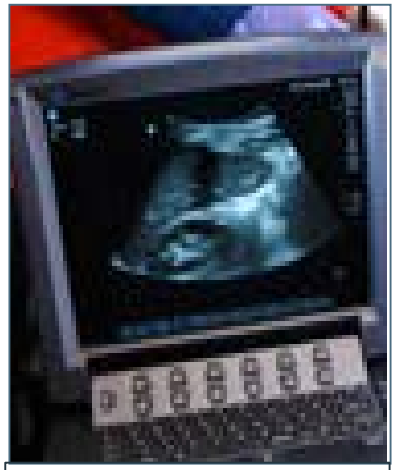

Ultrasound

Diag. Collapsed lungs
Diag. Internal bleeding

EZ-IO Drill

Time-sensitive

Life threatening

Severe trauma

Immediate I.V. access

Video Laryngoscope

Advancing patient care

Advancement in patient safety

NEED AND DEMAND

Rural residents disadvantaged by time & distance

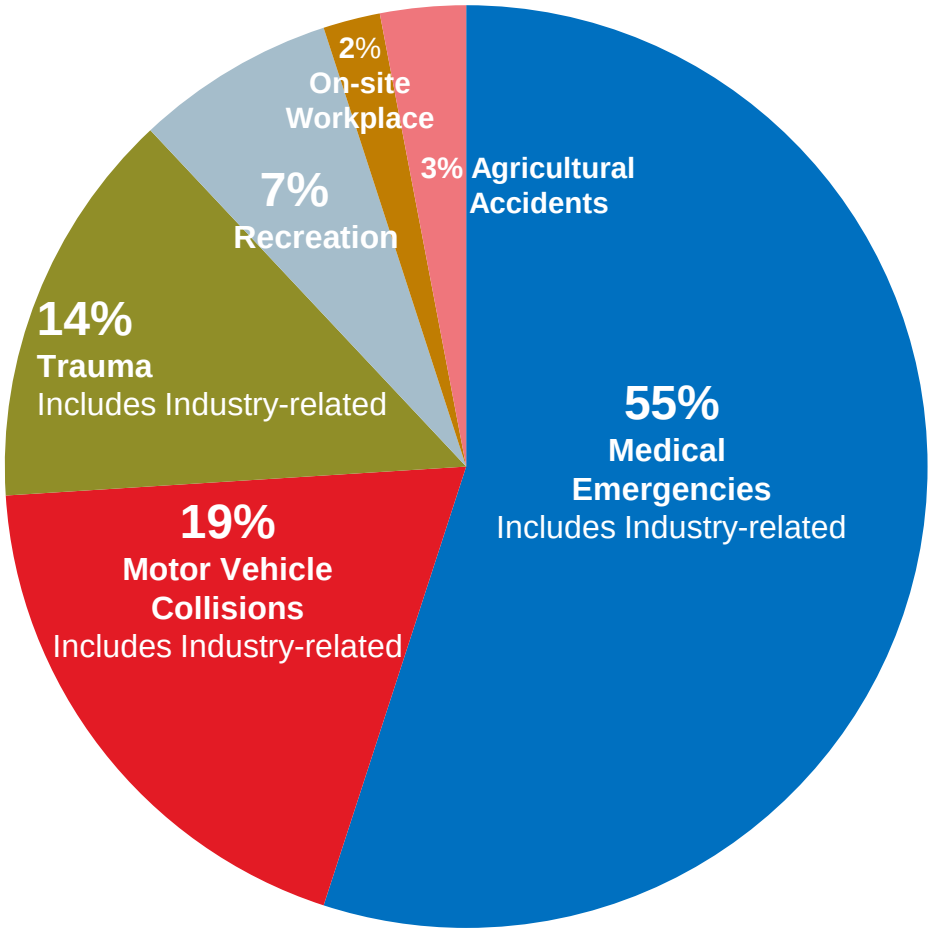

Types of Missions

- Medical Emergencies 55%
- Motor Vehicle Collisions 19%
- Trauma Related 14%
- Recreational Accidents 7%
- Industry/Workplace Accidents 2%
- Agricultural Accidents 3%

FUELED BY GENEROSITY

Achieving successes together

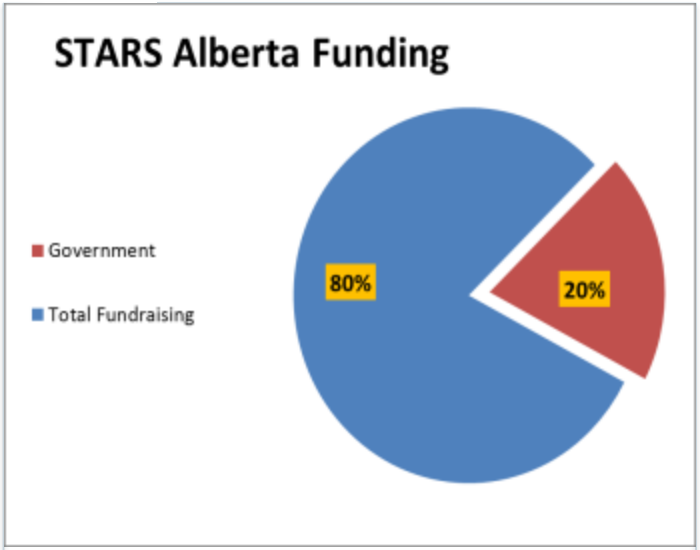

Funding in Thousands		
AB Government Funding	$	7,099
Total Operating Costs /Capital Expenditures	$	35,737
AB Government Funding as a Percent of Costs		20%
STARS Gross Fundraising	$	16,010
AB Lottery	$	12,263
Calendar	$	1,014
Site Registration / Emergency Contact Centre	$	3,311

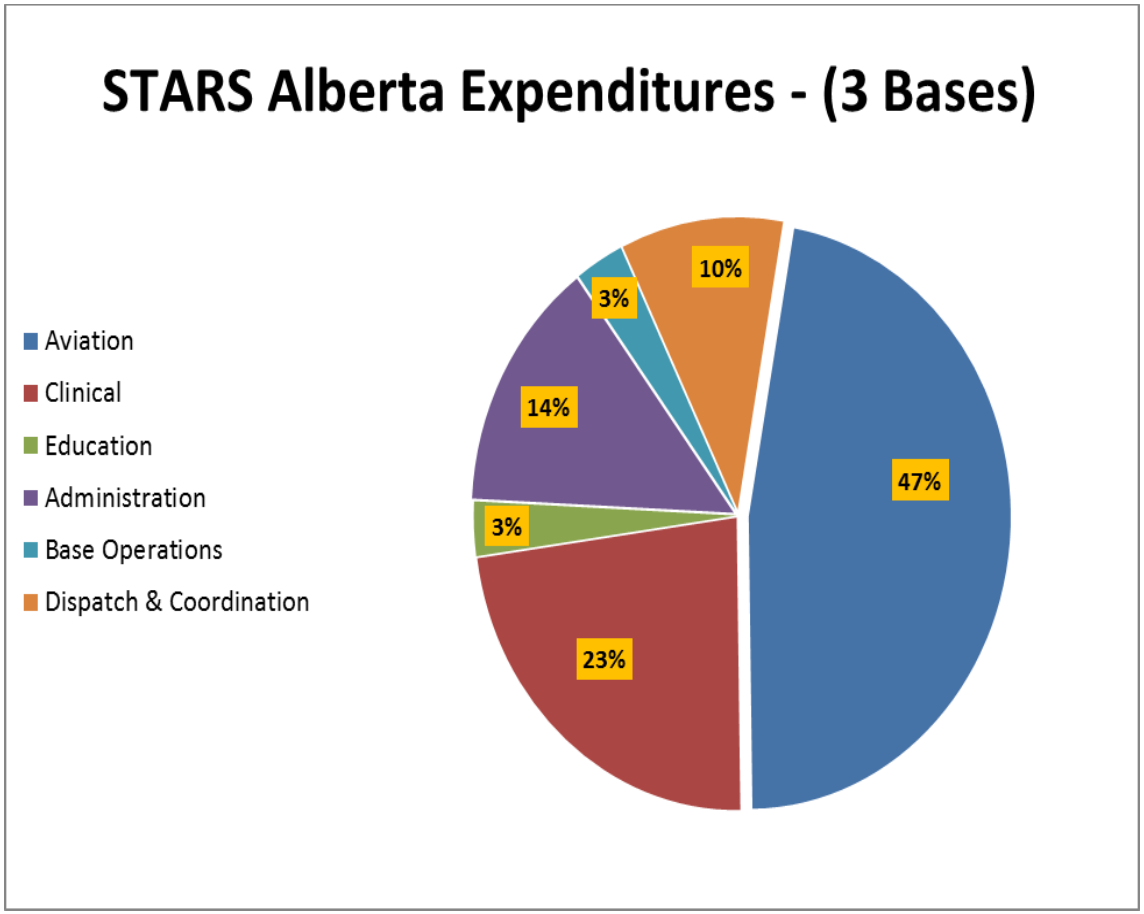

2018 STARS LOTTERY ALBERTA

Provides 1/3 of operating costs in Alberta

STURGEON COUNTY (MAJORITY ALL SCENE CALLS)

Averaging 2 – 3 missions per month

Mission Breakdown	2011	2012	2013	2014	2015	2016	2017	Total
Near Alcomdale	1							1
Near Alexander	1	1		1		1	1	5
Near Bon Accord	3	1	2		1	1		8
Near Busby – Hwy 651							1	1
Near Calahoo		2	1	1			2	6
Near Cardiff			1					1
Near Fort Saskatchewan						4	1	5
Near Gibbons	4	6	9	5	5	4	1	34
Near Legal				3	3	1	1	8
Near Morinville	5	4	3	3	8	1	2	26
Near Namao	3	4		1			1	9
Near Redwater Inter-facility	5	9	7	5	7	2	3	38
Near Redwater Scene	2	9	6	6	6	2	2	33
Near Riviere Qui Barre				1	1			2
Near St. Albert							2	2
Near Villeneuve	3	1	2		2			8
TOTAL Avg. 26 per year	27	37	31	26	33	16	17	187

OUR NEIGHBORHOOD

Averaging approx. 3 – 4 missions every week

Mission Breakdown	2011	2012	2013	2014	2015	2016	2017	Total
County of Barrhead	29	13	16	28	21	12	15	134
Westlock County	26	20	31	28	22	19	15	161
County of Thorhild	5	4	1	3	8	3	3	27
Lamont County	8	9	12	8	11	14	8	70
Strathcona County	22	8	3	2	4	1	5	45
Parkland County	41	29	39	29	23	34	16	211
Lac Ste. Anne County	33	25	19	30	33	28	20	188
Athabasca County	50	55	50	51	45	28	24	303
Sturgeon County	27	37	31	26	33	16	17	187
TOTAL Avg. 189 missions per year	241	200	202	205	200	155	123	1326

Municipal Leaders

B.C. - Peace River Regional District (7)

90% Rural Municipalities
- Up to $65 per capita
- Up to $200K per year

Urban Municipalities
- $2 - $5 per capita

Sturgeon Lake Cree Nation

Generating $1.7M per year (rural & urban)

STURGEON COUNTY

A Municipal Leader Saving Lives!

THANK YOU!

- **Your continued commitment of support @ $40,000 per year**
- **Recognizing STARS – A vital asset of your protective services**

Ensure the safety and quality of life for your residents

Protect and preserve STARS for future generations