



N_SIGHT™ AND N_SIGHT™ PLUS

N_SIGHT™ AND N_SIGHT™ PLUS HOST SOFTWARE APPLICATIONS

Turn Information into Action

Data is just data unless you can use it effectively. To go beyond basic meter reading and billing, your utility needs tools that provide a deeper understanding of the data you collect – that turn it into meaningful information for a smart water network. Neptune’s N_SIGHT™ and N_SIGHT™ PLUS host software applications were designed to provide as much data as your utility needs, and then make sense of it all so that you can make faster, more informed decisions.

It starts with Neptune’s E-Coder®-equipped meters, which provide the data “fuel” for the N_SIGHT software suite’s analysis “engine”. The accurate, detailed, and timely consumption data at the meter identifies leaks, backflow, and days of no flow. With Neptune’s latest enhancements to its R900® System, 96 days of hourly consumption data can be available at any time for an individual account. With this data logging functionality, you can identify – and address – existing or potential issues faster, saving time and money.



Resolve Issues Early for Better Customer Service

Neptune’s N_SIGHT host applications provide quick and easy access to the information you need to pinpoint and address a customer’s water-related issue – often before they even call to complain. Not only can you see detailed graphs pinpointing consumption anomalies, but it’s also simple to present this information on possible leak, tamper, or reverse flow events to your customers. Our host software makes configuring, generating, and analyzing customers’ historical water consumption easier and more intuitive. As an example, reports such as the continuous leak report can be used to notify your customers of potential leaks in their homes or




Share Information Across the Smart Water Network

Your management, maintenance, customer service, water quality, and other utility departments all need fast, easy access to information for your utility to run smoothly. Now you can share and leverage crucial data captured by N_SIGHT and N_SIGHT PLUS, collaborating on daily issues or larger projects and predicting the impacts they could have on your utility. Both host software packages support seamless integration of enterprise-level data to other utility software applications through Neptune’s Connected Utility Partnership Program™ (see a list of Partners at neptunetg.com/connecting-departments/). Neptune has developed application programming interfaces (APIs) that take the work out of sharing data across your utility. These APIs feed meter data, event data, and alerts directly from the N_SIGHT suite of applications upon a request from connected systems such as work order systems, a customer engagement portal, or a hydraulic modeling application.

businesses. Use N_SIGHT or N_SIGHT PLUS to address high water bill complaints confidently, reduce delinquencies, and eliminate costly write-offs. Then leverage customer usage profile data to support water conservation initiatives.





Protect Existing Assets while Adopting Future Technologies

Neptune's ARB® Utility Management Systems™ are designed to maximize your utility's existing metering assets, while allowing you to expand your system as your needs grow – without stranding your assets. Our host software applications make it especially easy to migrate from walk-by to mobile automatic meter reading (AMR) to fixed network advanced metering infrastructure (AMI). N_SIGHT is ideal for those utilities who want monthly reads and data logging capabilities using mobile AMR. N_SIGHT PLUS provides additional AMI capabilities to identify, track, and reduce Non-Revenue Water while improving customer service. These applications can be installed individually or combined for a hybrid system.

In any case, Neptune's host software packages allow your utility to use only what you need, and give you the freedom to move ahead at your own pace.



Simplify Operations, Adapt to a Changing Workforce

Using N_SIGHT and N_SIGHT PLUS with Neptune's AMR and AMI devices, you'll automate and improve processes to enhance customer service, facilitate system monitoring, boost asset performance, and help your workforce be more efficient in their jobs, saving your utility time and money. By streamlining data collection, simplifying operations, and enabling more proactive response time, N_SIGHT allows you to do more with less, and provides your utility the flexibility to refocus your staff on other tasks while adapting to changes in your workforce over time.

Optimize your water utility efficiency. Satisfy customers who've come to expect more transparency and accountability. Conserve water resources. And increase your utility's financial viability. All by turning data into meaningful information – Neptune's answers for effective utility management.



UTILITY

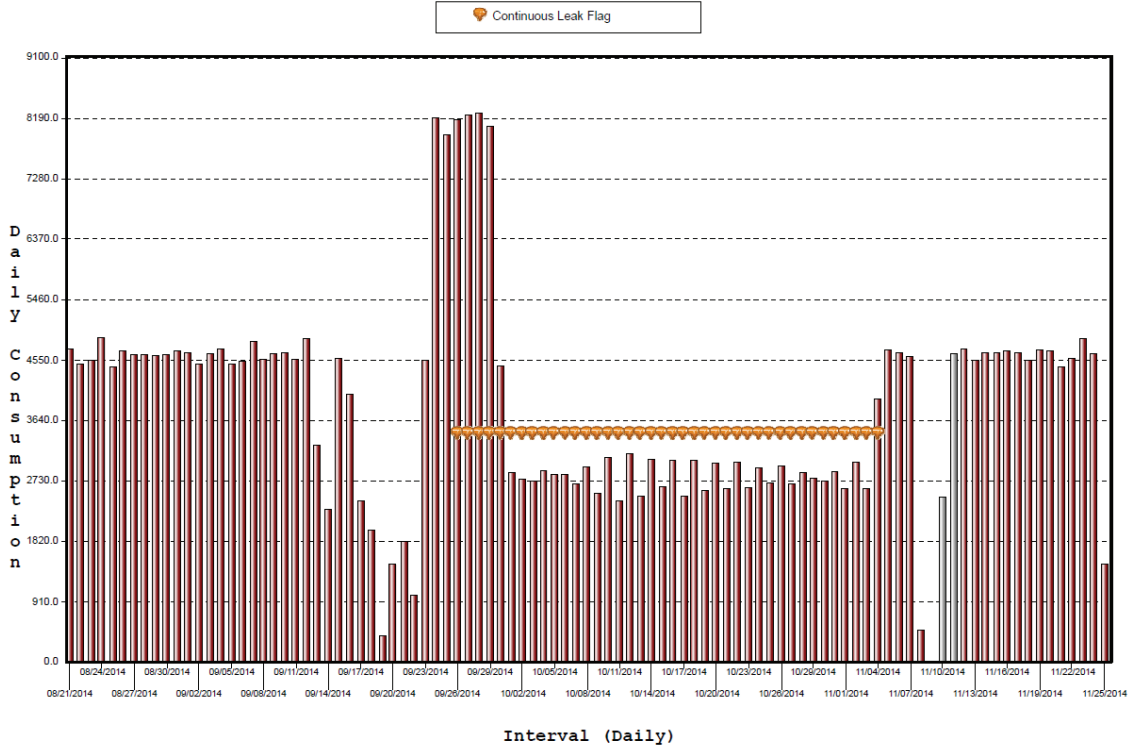


Act on Insight

Now you can know more, much more, much faster. Know how to use and share the data your system generates. And be secure in the knowledge that you'll be making better decisions while getting the most value from your assets over time.

Make your data work for you, and extract the most value from your assets for years to come.

N_SIGHT Report
E-Coder R9001 Data Logging Report
MIU#: 1840149118 for 08/21/2014 through 11/25/2014, WATER, 1 1/2" - 4" T-10 and HPT, CUBIC FEET



Neptune Technology Group 2014

*All time intervals are represented in standard time.

5.0.140815

Data logging graphing and reporting specific to R900® E-Coder® technology provides the ability to extract 96 days of hourly consumption data along with easy and intuitive configuration generation, and analysis which includes graphs of leak and reverse flow events.



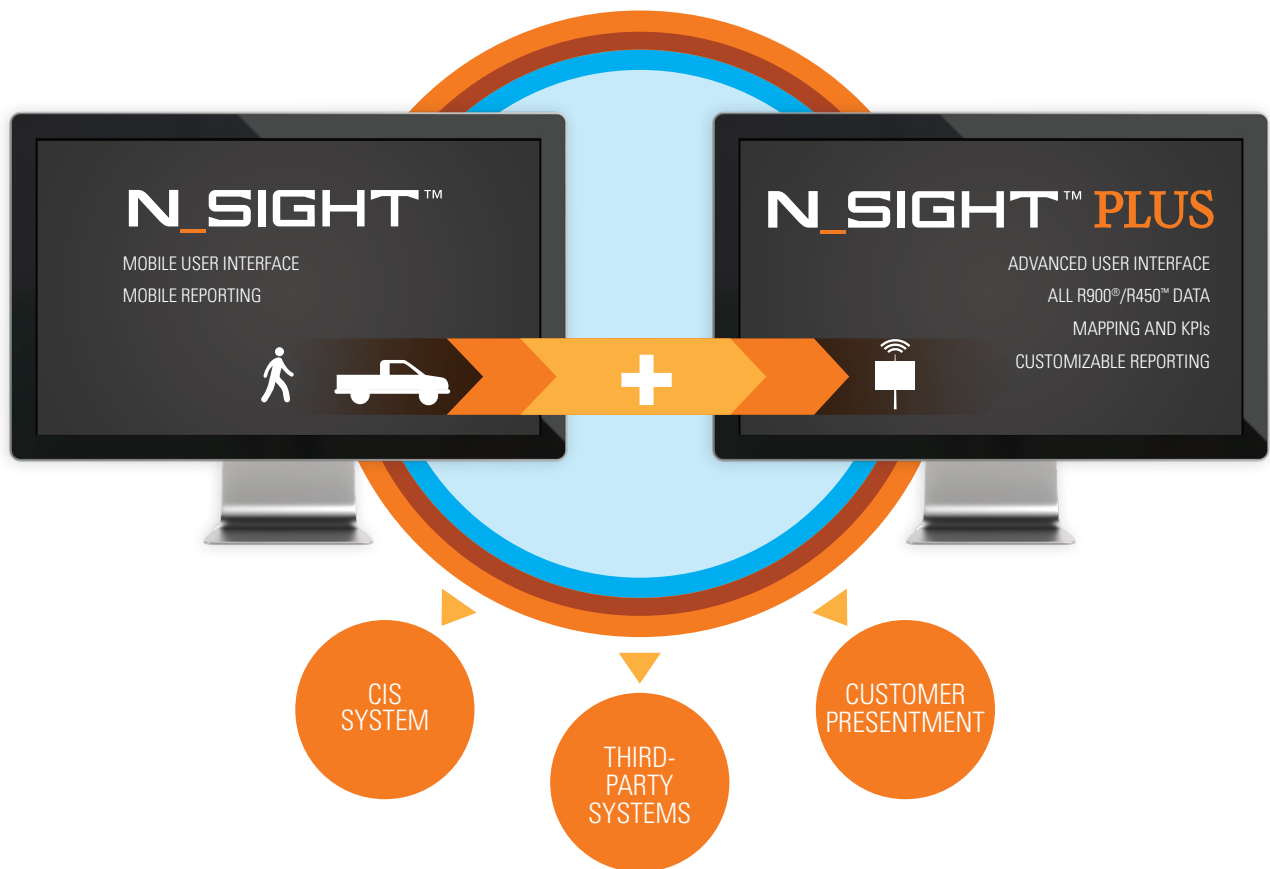
Use Neptune's mobile and handheld devices for read validation, data logging, and field presentation.

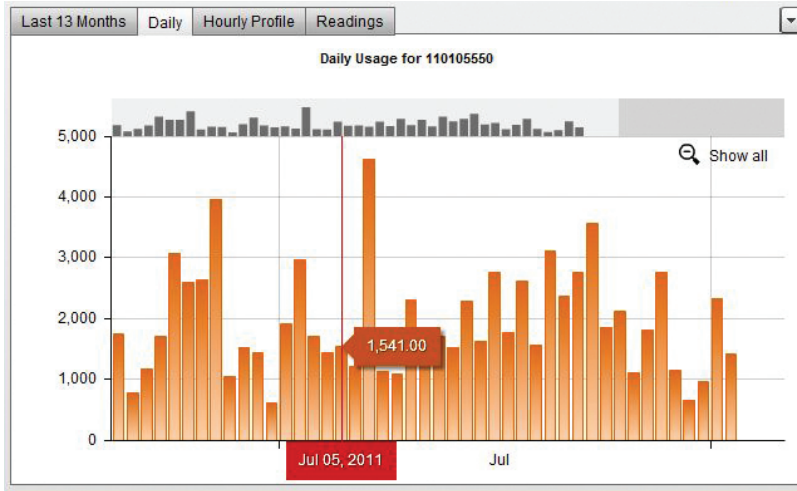
N_SIGHT

- View graphical representations of consumption/leak, tamper, and reverse flow
- Graph 96 days of hourly historical consumption data to address customer issues faster
- Generate standard and customizable reports
- Gather data logging information and off-cycle reads for individual accounts during regular reading routes
- Unattended operation
- Easy to install and use
- Share data with other utility systems using Connected Utility APIs
- Data encryption, secure login process, and active directory integration
- Schedule processes to be completed without user intervention
- Intuitive graphical interface which reduces the amount of training needed to utilize the application
- Off-cycle read request option to assist with managing move-ins and move-outs

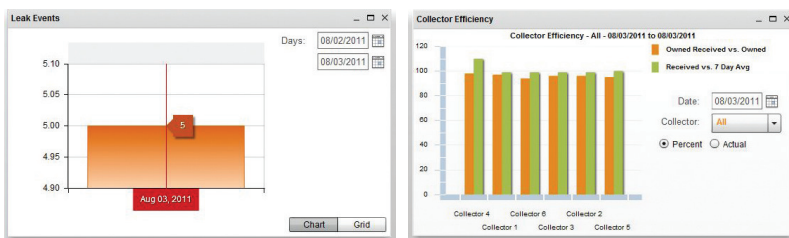
MIGRATION MADE EASY

Move seamlessly from walk-by and mobile reads to full fixed network. All using the same endpoints – and the same database. It's simple. Just add N_SIGHT PLUS to N_SIGHT, and enjoy all the advantages of AMI, while always being able to use your mobile and walk-by data collection as backup. Plus you can integrate data from billing and third-party software. **JUST ADD PLUS**





N_SIGHT™ PLUS software provides graphical information for monthly, daily, and hourly consumption. These graphs are equipped with a cursor hover control that shows the date and consumption value for the selected bar on the graph.



The customizable dashboard gives quick access to Key Performance Indicators.

N_SIGHT PLUS

- Web-based, thin-client platform to support fixed network AMI
- Review system-wide KPIs on a dashboard screen
- View graphical/tabular representations of consumption data
- Perform diagnostics for individual meters or groups of meters
- Set and receive priority alarm notifications for leaks or backflow events
- Instantly access detailed consumption profile information by account for proactive customer service
- Eliminate truck rolls for move-ins and move-outs
- Generate advanced reports including high/low, backflow, and even custom reports
- Utilize a full Esri®-powered map-based data reporting and analysis engine
- Balance water produced against water consumed, track Non-Revenue Water
- Group accounts for District Metered Area analysis and comparative analytics
- Perform virtual disconnects with and without usage
- Provide visual confirmation with stored before-and-after photos of meter install conditions
- Share data with other utility systems using Connected Utility APIs
- Data encryption, secure login process, and active directory integration



NVIEW™

With the NVIEW iOS mobile app, you can access and analyze metering data on a phone or tablet device, bringing mobility to fixed network AMI data and resolving customer concerns in the field.

- Access system/individual account data anytime, anywhere
- Configure thresholds and view alerts on leaks, reverse flow, high usage, and inactive accounts

- Locate assets via Esri®-based mapping

- Share hourly consumption with supporting graphs at your fingertips

Operating System and Device Support

- Validated to run on: iPhone 5s, 6, 6s, and 6PLUS mobile phones; iPads and iPad mini tablets
- Supported iOS versions: 9 through 10.1.1
- Periodic updates will be made as newer Apple devices and/or iOS versions are validated/approved by Neptune's Software Quality Assurance (SQA) team

N_SIGHT™ SERVER SPECIFICATIONS

- Windows Server 2012® R2/Windows Server 2012® Standard/ Windows Server 2008® R2
- Intel® Core™ 2 Duo 2-gigahertz (GHz) processor or faster
- Minimum 4 gigabytes (GB) of RAM
- At least 1.5 GB of available space on the hard disk
- Minimum 1 USB port
- Keyboard and a Microsoft mouse or some other compatible pointing device
- Video adapter and monitor with Super VGA (1280 x 720) or higher resolution
- 56 kilobits per second (Kbps) or higher-speed modem
- Network adapter appropriate for the type of local-area, wide-area, wireless or home network you wish to connect to, and access to an appropriate network infrastructure; access to third-party networks may require additional charges

N_SIGHT™ PC SPECIFICATIONS

- Windows 7 Professional and Windows 7 Enterprise/Windows 8 Professional and Windows 8 Enterprise/Windows 10
- Intel® Core™ 2 Duo 2-gigahertz (GHz) processor or faster
- Minimum 4 gigabytes (GB) of RAM
- At least 1.5 GB of available space on the hard disk
- Minimum 1 USB port
- Keyboard and a Microsoft mouse or some other compatible pointing device
- Video adapter and monitor with Super VGA (1280 x 720) or higher resolution
- 56 kilobits per second (Kbps) or higher-speed modem
- Network adapter appropriate for the type of local-area, wide-area, wireless or home network you wish to connect to, and access to an appropriate network infrastructure; access to third-party networks may require additional charges
- Video adapter and monitor with Super VGA (1280 x 720) or higher resolution

N_SIGHT™ PLUS SERVER SPECIFICATIONS

# of Services	0-10,000	10,000 - 50,000	50,000 - 100,000
Operating System	Server 2008 R2, Server 2012 Std., Server 2012 R2 (w/5 CALs)	Server 2008 R2, Server 2012 Std., Server 2012 R2 (w/5 CALs)	Server 2008 R2, Server 2012 Std., Server 2012 R2 (w/5 CALs)
Processor	Dual - Intel Xeon or higher (10M Cache, 4 Core, 80W)	Dual - Intel Xeon or higher (10M Cache, 4 Core, 80W)	Quad - Intel Xeon (24M Cache, 8-Core)
Logical Processors	8	8	32
Ram	32 GB RDIMM 1600 MT/s	64 GB RDIMM 1600 MT/s	128 GB RDIMM 1066 MT/s
Hard Drive Size (Total)	3 TB	6 TB	8.4 TB (for every 100K endpoints)
OS (Partitioned) (Drive – C:)	100 GB	100 GB	100 GB
Database/Backup	2.9 TB	5.9 TB	8.3 TB
Hard Drive Type Separate Partition from the Drive C:	Raid 5 (Raid 10 preferred) 10K RPM drives or SSD	Raid 5 (Raid 10 preferred) 10K RPM drives or SSD	Raid 5 (Raid 10 preferred) 10K RPM drives or SSD
Network Adapter	Yes - Gigabit	Yes - Gigabit	Yes - dual + Gigabit
Power Supply	Redundant	Redundant	Redundant
DVD-ROM drive	Yes	Yes	Yes

N_SIGHT™ PLUS SINGLE-USER PC SPECIFICATIONS

- Windows 7 Professional and Windows 7 Enterprise/Windows 8 Professional and Windows 8 Enterprise/Windows 10
- Intel® Core™ 2 Duo 2-gigahertz (GHz) processor or faster
- Minimum 4 gigabytes (GB) of RAM
- At least 1.5 GB of available space on the hard disk
- Minimum 1 USB port
- Keyboard and a Microsoft mouse or some other compatible pointing device
- Video adapter and monitor with Super VGA (1280 x 720) or higher resolution
- 56 kilobits per second (Kbps) or higher-speed modem
- Network adapter appropriate for the type of local-area, wide-area, wireless, or home network you wish to connect to, and access to an appropriate network infrastructure; access to third-party networks may require additional charges
- Internet Explorer (version 9 and higher) and Firefox browsers supported

POST REQUIREMENTS FOR N_SIGHT PLUS SERVER INSTALLATION

- Windows updates
- .Net 3.5 framework
- Password complexity – the server network password must be limited to 9 characters

Neptune Technology Group Inc.
1600 Alabama Highway 229
Tallahassee, AL 36078
USA
Tel: (800) 633-8754
Fax: (334) 283-7293

Neptune Technology Group (Canada) Ltd.
7275 West Credit Avenue
Mississauga, Ontario
L5N 5M9
Canada
Tel: (905) 858-4211
Fax: (905) 858-0428

Neptune Technology Group Inc.
Avenida Ejercito Nacional No 418
Piso 12, Despacho 1203
Colonia Polanco V Sección
C.P. 11560
Delegación, Miguel Hidalgo
Mexico D.F.
Tel: (525) 5203-4032 / (525) 5203-6204
(525) 5203-5294
Fax: (525) 5203-6503

